



Did you receive a link or QR code to join the event?



Did you register and log in?






Did you place your credit card on file?

1

Go to your member home page

At the touch of an icon you can:

- View the auction catalog (and BID!)
- Donate cash to the cause
- Purchase tickets
- Pay your invoice and check out





2

Select Catalog

Choose an item to view.



Bidding ends: 88d 2h



Current bid	\$75
Total value:	\$395
Minimum bid:	\$75
Minimum bid increment:	\$15
Buy it now price:	\$395

Bid for me!

\$90

Place bid

Buy It Now

Watch This Item

3

Bid or watch

Select **Place Bid** to accept the next available bid.

Select **Buy It Now** (if available) to instantly win the bid and add the item to your invoice.

Undecided? Click **Watch This Item** to add it to your home page bid status.





TIP!

Can't find the item you want to bid on? Use the catalog's bid filter to search by item, type, or keyword.



4

View your bidding status

On your member home page you can:

- See a snapshot of your bids as compared to other bidders
- See the items you are watching

5

Notified that you won? Pay to check out

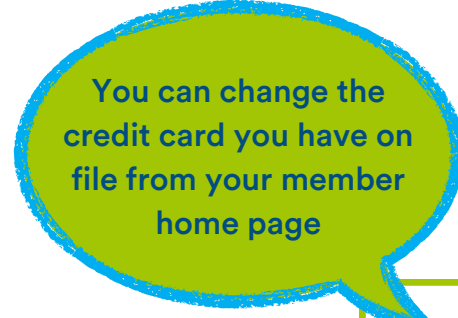


If you won a bid, you will be notified via text and email with instructions on where to pick up your auction items along with a detailed invoice.

1. Select the **Pay** button to view your invoice.
2. Pay online using either the credit card you placed on file or a different one.
3. Want to pay by cash or check? Follow the instructions in your email notification.



Payment records and receipts are on your member home page



You can change the credit card you have on file from your member home page

6

Pick up your items!